



# SenseFace 7 Series

SIP-Ready Multi-Biometric Access Control Terminal with Video Intercom Capability



Facial Authentication



RFID



Fingerprint



IP65 dust & waterproof rating



Video Intercom (SIP)

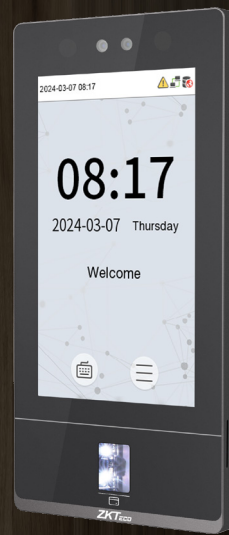
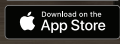
Compatible with



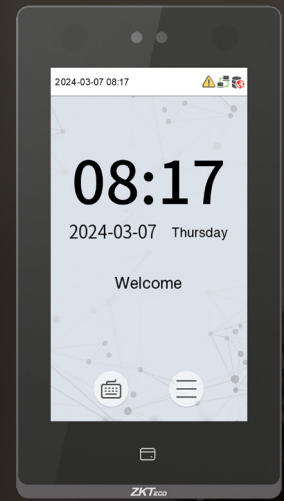
Compatible with



Compatible with



SenseFace 7A



SenseFace 7B

## Introduction

SenseFace 7 Series adopts the latest intelligent engineering facial authentication and in-glass fingerprint technology. It supports fingerprint, facial, card authentication with large capacity and speedy authentication, adopts ultimate antispoofing algorithm for facial authentication against almost all types of fake photos and video attacks which offering secure biometric authentication.

SenseFace 7 Series is an access control terminal featuring a video intercom function and supports ONVIF protocol. It fully improves the video intercom experience and can be compatible with video intercom indoor unit with SIP protocol (Version 2.0).

Besides, SenseFace 7 Series supports multiple communication protocols, Its firmware has AC push and can convert to TA push and it is compatible with various AC or TA software. It can change to BEST protocol to link with ZKBio Zlink (AC module).

## Features

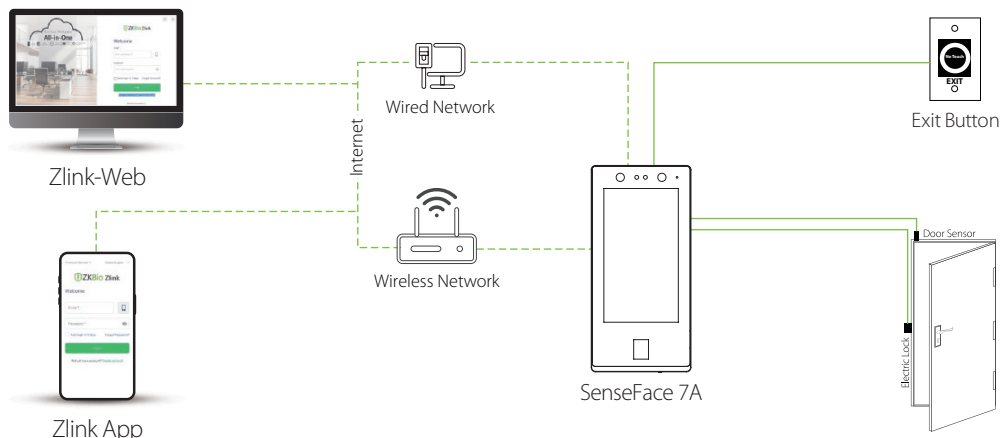
- Visible Light Facial Authentication Technology and In-glass Fingerprint Authentication
- Attained IP65 Protection Rating With Dustproof and Waterproof
- Multiple Authentication Methods: Face / Fingerprint / RFID / Password
- Available RFID Modules: 125KHz ID Card / 13.56 MHz IC Card
- HD Video Door Phone Via SIP Protocol (Version 2.0). It is Compatible With ZKTeco SIP Video Intercom Indoor Monitor (VT07-B01 and VT07-B01-W)
- User Data Synchronization: User data can be downloaded/uploaded from one device to another via a USB drive
- Compatible with wireless doorbell (optional)
- Advanced access control functions (Wiegand input or output shared; RS485 communication; Electric Lock; Door Sensor; Exit Button)

\* Download data using the USB driver and make sure to use the FAT32 format.

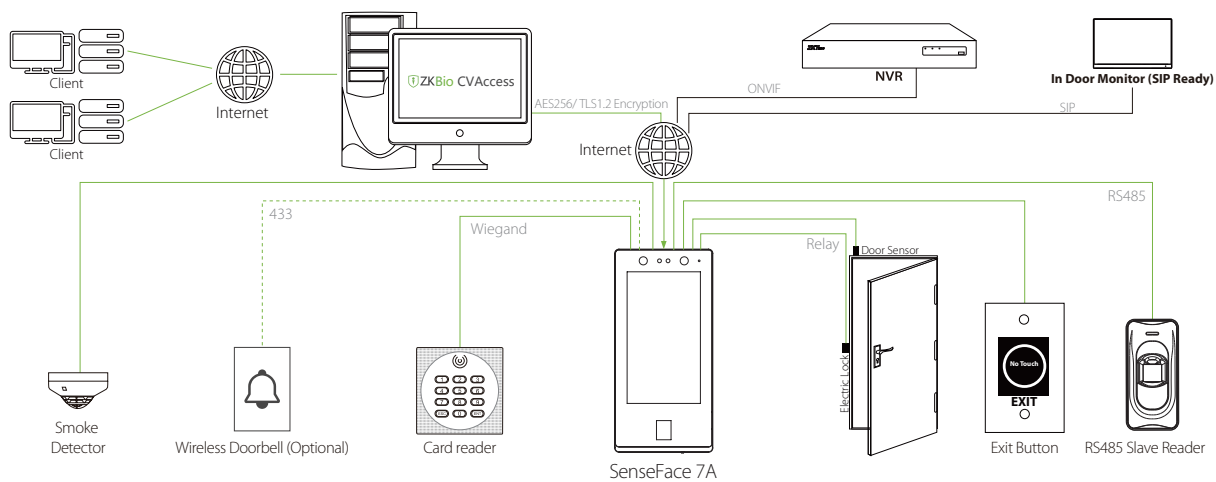
## Specifications

Model	SenseFace 7A	SenseFace 7B
Display	7"@ TFT Color Touch LED Screen (600*1024)	
Camera	WDR Binocular Camera @ 1MP	
Operation System	Linux	
Hardware	CPU: Dual Core@1GHz RAM: 512MB; ROM: 8GB Speaker: 8 ohm@1 W Microphone: *1 (Sensitivity: -32dB / Omni-directional / Signal-to-Noise Ratio: -32dB / Impedance: 2.2kΩ) Supplement Light: No	
	Fingerprint Sensor: In-Glass Fingerprint (Z-ID)	/
Authentication method	Fingerprint / Face / Card / Password (Virtual Keypad)	Face / Card / Password (Virtual Keypad)
Fingerprint Template Capacity	10,000 (1:N) (Standard)	/
Face Template Capacity	10,000 (1:N)	
Card Capacity	50,000 (1:N) (Standard)	
User Capacity	50,000 (1:N) (Standard)	
Transaction Capacity	300,000 (1:N)	
Max. User Password Length	8 Digits	
Biometric Authentication Speed	less than 0.5 sec (Fingerprint) less than 0.35 sec (Facial Authentication)	less than 0.35 sec (Facial Authentication)
Touchless Biometric Authentication Distance	30cm to 200cm (Facial Authentication)	
False Acceptance Rate (FAR) %	FAR ≤ 0.01% (Visible Light Facial Authentication) FAR ≤ 0.0001% (Fingerprint)	FAR ≤ 0.01% (Visible Light Facial Authentication)
False Rejection Rate (FRR) %	FRR ≤ 0.02% (Visible Light Facial Authentication) FRR ≤ 0.01% (Fingerprint)	FRR ≤ 0.02% (Visible Light Facial Authentication)
Biometric Algorithm	ZKFace V4.0 ZKFingerprint V13.0 (Standard) / V10.0 (Optional)	ZKFace V4.0
Card Type	ID Card @ 125 kHz (Standard) IC Card @ 13.56 MHz (Optional)	
Communication	TCP/IP*1 Wi-Fi (IEEE802.11b/g/n/ax) @ 2.4 GHz Wiegand (Input or Output)*1 RS485: ZKTeco RS485*1 USB: Type A (USB Drive Only)*1 Aux Inputs *1, Electric Lock*1, Door Sensor*1, Exit Button*1, 12V Output*1	
Standard Functions	ADMS, DST, Photo Capture, Event Photo Capture, Up to 14-digit User ID, Access Levels, Groups, Holidays, Anti-Passback, Record Query, Schedule Bell, Tamper Switch Alarm, Automatic Status Switch, Multiple Authentication Methods, SIP Client (Version 2.0), ONVIF (Compatible with Profile S, Profile T, Profile G, Profile C, Profile Q & Profile A), AC Push and TA Push Protocol Switch, HTTPs / SSH Backend Access, T9 Keyboard (Input)	
Optional Functions	IC Card, Wireless Doorbell	
Access Control Interface	RS485 (RS485 Card Reader / Biometric Reader)	
Power Supply	DC 12V 3A (Optional)	
Operating Temperature	-5°C to 45°C	
Operating Humidity	10% to 90% RH (Non-condensing)	
Dimensions	238mm * 115mm * 22.3mm (L*W*H)	214mm * 115mm * 22.3mm (L*W*H)
Net Weight	0.622 Kg	
Supported Software	Software: ZKBio CVAccess /ZKBioTime /ZKBioCV Security Mobile App.: ZKBio Zlink Cloud Service: ZKBio Zlink	
Installation	Wall-mount (Compatible with Asian Gang-box / Single Gang-Box)	
Ingress Protection Rating	IP65 (waterproof and dustproof)	
Certifications	ISO14001, ISO9001, CE, FCC, RoHS	

# Configuration

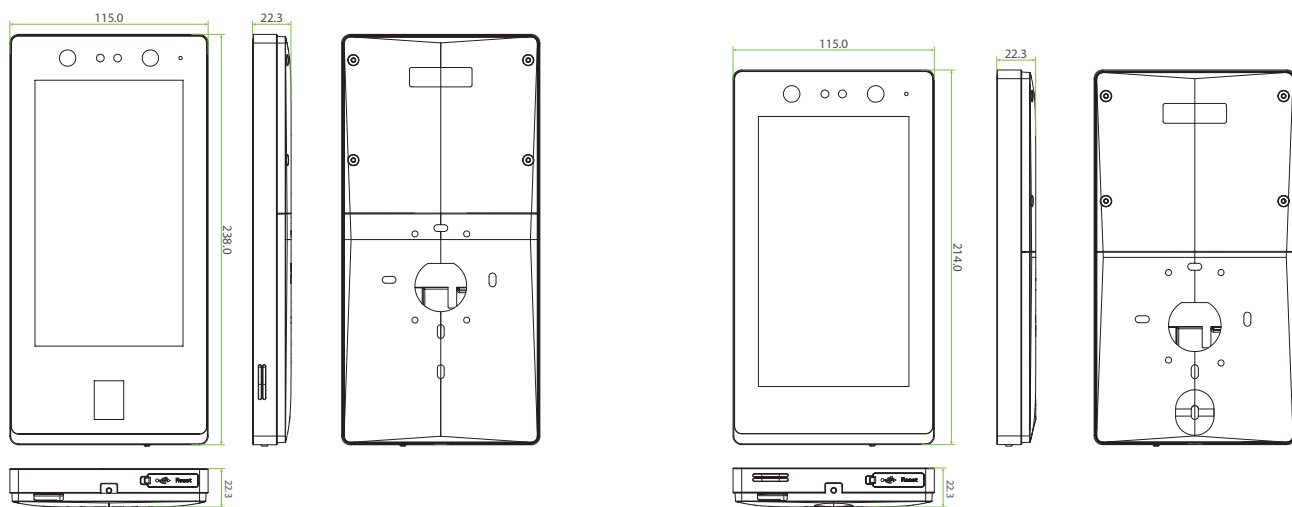


## BEST Protocol



## PUSH Protocol

### Dimensions (mm)



SenseFace 7A

SenseFace 7B

